

You already know that the ClubLIV scoring app replaces the scoreboard on the wall, but that's only your first brave step into our revolutionary progress and tracking system.

Each time you upload match details from the scoring app, we build up a fuller profile of your game in the many panels on your personal profile page

- You learn how your game varies from day to day – so what is a highlight performance and what is a performance to forget?
- What are the biggest breaks you have been hitting? How good will it feel the first time you put a block in a 50+ or 100+ column?
- The full story of your frames: how many you've played, won and lost, your typical points scored and conceded, and your average frame times.
- How many frames on average does it take you to make a 20+, 30+, 50+, 70+ break etc? We call this Break Building Ability (BBA).

All this amazing stuff, plus total recall of all your matches, with full stats and frame-by-frame scores from the time in your snooker career you started using ClubLiv:

- Do your potting, safety and positional success percentages hold up as you take on better players?
- Does your shot time suggest you're rushing round the table?

You can dig as deeply as you like to find your strengths and weaknesses against individual players and overall.

**Plus:** all the same info on your friends. You'll just need to invite them to sign up and join you!

**Plus:** Organize your friends into groups so you can see mini league tables and compare and contrast with each other. Maybe create a group just for your work or college friends? Maybe have another group for players in your snooker team or league?

OK, you should be getting the idea – it's time to take the leap and try this out.

At the crazy low price of 1999/- per year, Premium Membership should be a no-brainer. With a 30 day free trial, it certainly is! Start NOW.

## **So how does ClubLIV work?**

Download our free scoring app for your iPhone, iPad, iPod Touch, Android phone or tablet.

Use the app for scoring your matches instead of your regular scoreboard. It's easy to learn and easy to explain to any interested opponent or spectator. You can see your up-to-date stats and breaks at any time during the game, which adds a new level of interest and motivation.

Once the game is finished, you can immediately upload the match and it appears automatically in each player's personal web account (or just your account if you're playing a non-member), with all the statistical information stored for analysis and tracking of your progression.

## **How do I check my progress?**

You will find tables and graphs of your progress on your Personal Profile Page.

You can also:

- compare your own stats against friends and opponents,
- set up your own groups (they're like mini league tables)

- view head-to-head records against opponents

and much, much more.

Your performance data is private to you and your friends (except for matches recorded in public ClubLIV Tournaments), but you can also compare your snooker stats with other members from around the world if you're happy to do so.

## ClubLIV Tournaments and Live Scoring

Yes, that's right: our amazing system is now available to tournament administrators who can easily run a whole tournament with all of these professional stats plus our brilliant Live Scoring panels perfect for your friends, fans and followers to keep bang up to date with the action.

# Using the ClubLIV app

**Our Snooker Scoring app is easy-to-use and won't get in the way of your snooker. In fact, it only enhances your game!**

Here at ClubLiv, we're firm believers in good snooker table etiquette. While your opponent is at the table, you should already be acting as referee, calling out the current break total and replacing any colours they pot.

We've designed the ClubLiv scoring app to assist you, without distracting the player at the table, while the app silently works its magic in the background to track the performance of both players.

Most of the time, just one button press is all it takes to record each shot. You won't lose count (the total can easily be checked against the colours taken and the number of reds remaining) and all your high breaks and stats will be recorded for posterity. You won't need the scoreboard on the wall anymore!

- ClubLiv app tracks the score, your breaks, and your positional success (that's how often you're able to carry on your break by potting another ball).

## Before you start

Put your phone on silent (you don't want it to ring during the match!), start the app and check for your preferred recording mode. Choose **start new match**.

If you're playing a regular opponent, you can pick them from the list of most recent players which the app remembers. If not, select "New player" and type in your opponent's name. If you're playing against another ClubLiv member, you can also enter their UserID now to ensure the match stats appear in their personal web page as well as yours. Don't worry if they've forgotten their ID – leave it as 0 and you can fill it in online later.

**PRO TIP:** If you do discover a UserID later, remember to **review players** in the app and update the zero UserID stored by their name, ready for future matches.

Now you've selected the players, decide whether you're playing off levels or who should get a handicap start. Wait for the coin toss and then tell MySnookerStats who will break first. That's it! You're ready to play.

## ClubLiv Scoring App



Hold phone and cue in one hand; replace colours with your free hand.

Scoring a match with ClubLiv really couldn't be simpler. You keep score while your opponent's at the table – just press the on-screen buttons to record their pots as they go along. When it's your turn to play, just pass your phone to the other player (or place it on a cushion out of eye-line) so they can easily take over and score for you.


We don't want you to fumble your phone! There are no buttons in the middle of the screen so you can safely grab hold of your phone without accidentally changing the score.

RECORDING BREAKS

Press 'switch player' until the current player is highlighted, then record the break, ball by ball, by pressing the button corresponding to the ball potted. If the break ends without a foul being committed, press 'end break', otherwise see 'Recording fouls' below.

#### RECORDING FOULS

Ensure that the guilty player is highlighted, then select 'Foul'. Set the penalty (4, 5, 6 or 7), say whether any reds were potted or forced off the table (i.e. lost from the table) during the shot, and note whether it was also a miss and/or a free ball.



Free ball? If the incoming player nominates and pots a free ball, press the colour of the ball chosen rather than the value of the ball potted. The break bar will display this clearly by super-imposing the nominated colour over the ball's value (e.g. taking a blue as a red: ).

## Other special cases:

#### MULTIPLE REDS

In the event that a player pots more than one red in one shot, simply press the red button as many times consecutively as balls were potted.

#### SCORE / STATE CORRECTION

If a situation occurs where the app's state differs from the actual state of the frame, press  then  score correction. Here you can fix up either player's score and alter the number of reds remaining (unless the frame has already reached the colours stage).

#### CONCEDE / END FRAME

End a frame early: press  then  Concede/End frame.

#### RE-RACK

Re-rack a frame: press  then  Re-rack.

#### FIXING MISTAKES

Don't worry if you press the wrong button – just press **Undo** to undo your last entry, then try again. In fact, you can undo as many times as you need, so you can quite easily re-type a whole break over to the other player if you need to.

Rest assured, MySnookerStats won't let you record a pot which isn't allowed by the rules... so if you ever do lose track of which buttons you've pressed, a glance at the on-screen commentary will set you back on course.

When you've finished your match, press **Menu** then  End match and you'll be prompted to upload the details to your account.

## After the game

You can get a quick summary of your stats on your phone's screen at any time during the match, but to unlock the full power of MySnookerStats, you need to upload the game details to your account online. We'll teach you how to register your app with your online account once you've signed up.

If you can't upload the game immediately (poor mobile reception?) don't worry – your stats are automatically saved to your phone's memory, so you can **review matches** and upload them later on.

# Frequently Asked Questions

## **Do both players in a match need to be members of ClubLiv?**

No, you can record a match even if the person you're playing against isn't a member.

But since ClubLiv is so easy to use, it will only take you a moment to register your profile while you're at the table.

In the app, choose "review players" and update the UserID for that player so that you don't have to repeat this process for any future matches!

## **How long does it take to record my statistics?**

No time at all, because ClubLiv does what you have to do anyway – keep score. Simply by pressing the buttons on your phone, you can use ClubLiv to keep track of your match. And while it's doing the sums, it's also collecting your stats, ready to show you right here on the website.

## **Why do I have to press different buttons for a missed pot and a safety?**

This is relevant only when running ClubLiv in Professional Mode. Telling ClubLiv what you were trying to do helps build up a full picture of your game's strengths and weaknesses. It provides an accurate record of your potting and safety success percentages.

If you and your opponent find it distracting to record something after each shot, try the Standard Mode where you only need to record events which change the score.

## **What button should I press if I miss a shot-to-nothing?**



A shot-to-nothing is a special case, because it's an attempted pot but with safety very much in mind.

To get the very best out of ClubLiv, always be honest about what you intended. If the main idea was to pot and you just took sensible precautions in case you didn't, press "missed pot". If the pot would have been a bonus but your primary focus was on leaving the ball safe, then mark it as "play safe".

If your opponent is scoring for you and misreads your intent, you can press UNDO to wind back, and then press the button which matches what you attempted.

## **What if we need to take a comfort break in the middle of a match?**

At any time, you can "end" the match you're currently playing, then "continue" it once you're both ready to resume. Of course, it's only polite to complete the current frame before taking a break!

## **What happens if I need to make or take a call or text in the middle of a match?**

You can easily switch to other apps without interrupting the ClubLiv app, which will automatically save the current state to the phone's memory. Obviously, be respectful to other players if you are inside a club! If your game is interrupted for a long time, you may need to choose the "Continue Last Match" option from the menu when you go back to the app.

## **What if my snooker club has a "no mobile phones" rule?**

ClubLiv is a completely silent app, so using your phone to record the match won't distract other players.

In our experience, the few clubs which have rules about phones simply don't want them to ring during a match. Remember to set your handset to silent before you begin, and you'll be fine.

### **Can I use ClubLiv if we have a scorer/marker?**

Certainly. ClubLiv is very easy to use, you can simply hand over the scoring phone over to whoever's keeping score.

### **Can I make up my own UserIDs to distinguish my opponents (e.g. 1 through 50)?**

No, this is not allowed. You should use an officially supplied user id

If your opponent later joins up to the site, you should do the following:

- edit the player record in your app ("review players" option) to remember their UserID for later matches you play
- edit the existing uploaded match details on the website by going to your My Matches page and changing the opponent's id for that match.

This will make the match information available on both your account and theirs. Then you will have the added advantage of being able to build up a full head-to-head record between the two of you.